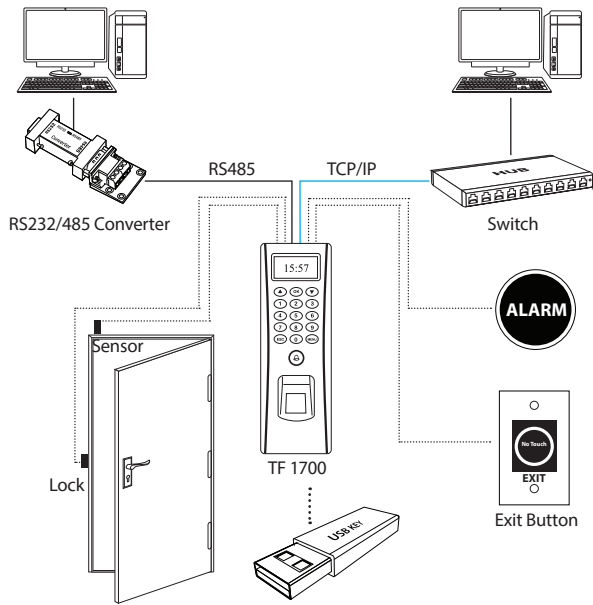
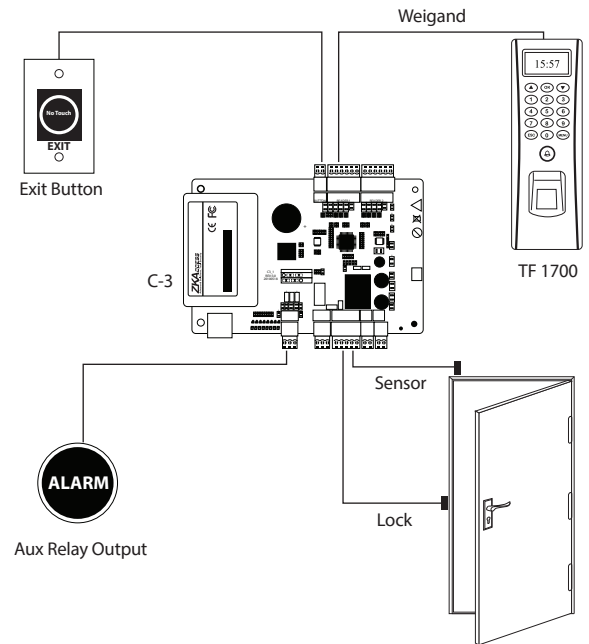




## Standalone Installation



## Installation with Access Control Panel



## Specifications

### Capacity

Fingerprint: 2,200 templates  
Cards: 10,000 templates  
Transactions: 30,000 logs

### Display

3.5inch OLED Monochrome Display

### Access Control Interface

3rd party electric lock, door sensor, exit button, alarm, door bell

### Communication

Ethernet, RS 232, RS485, Weigand Input and Output, USB Host

### Power

12V DC, 3A

### Environment

Operating Temperature:  
32° to 113° F ( 0° to 45° C)  
Operating Humidity: 20% to 80%

### Dimensions

Height: 7.28in (18.5cm)  
Length: 2.46in (6.25 cm)  
Width: 1.63in (4.15 cm)  
Weight: 0.80lbs (0.36kg)

### Supported Card Formats

ID Card  
Mifare Card

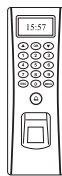
## Part Numbers

TF 1700


TF 1700-ID with Proximity card reader

TF 1700-M with Mifare card reader

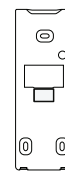
## What's in the Box



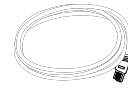
TF 1700



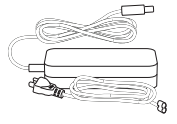
Installation Template



Back Plate



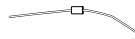
Network Cable



AC Power Adapter



Cables



Diode



Screws



Screwdriver



Design and Specifications subject to change without notice

Questions about our solutions? **800-430-4601**